

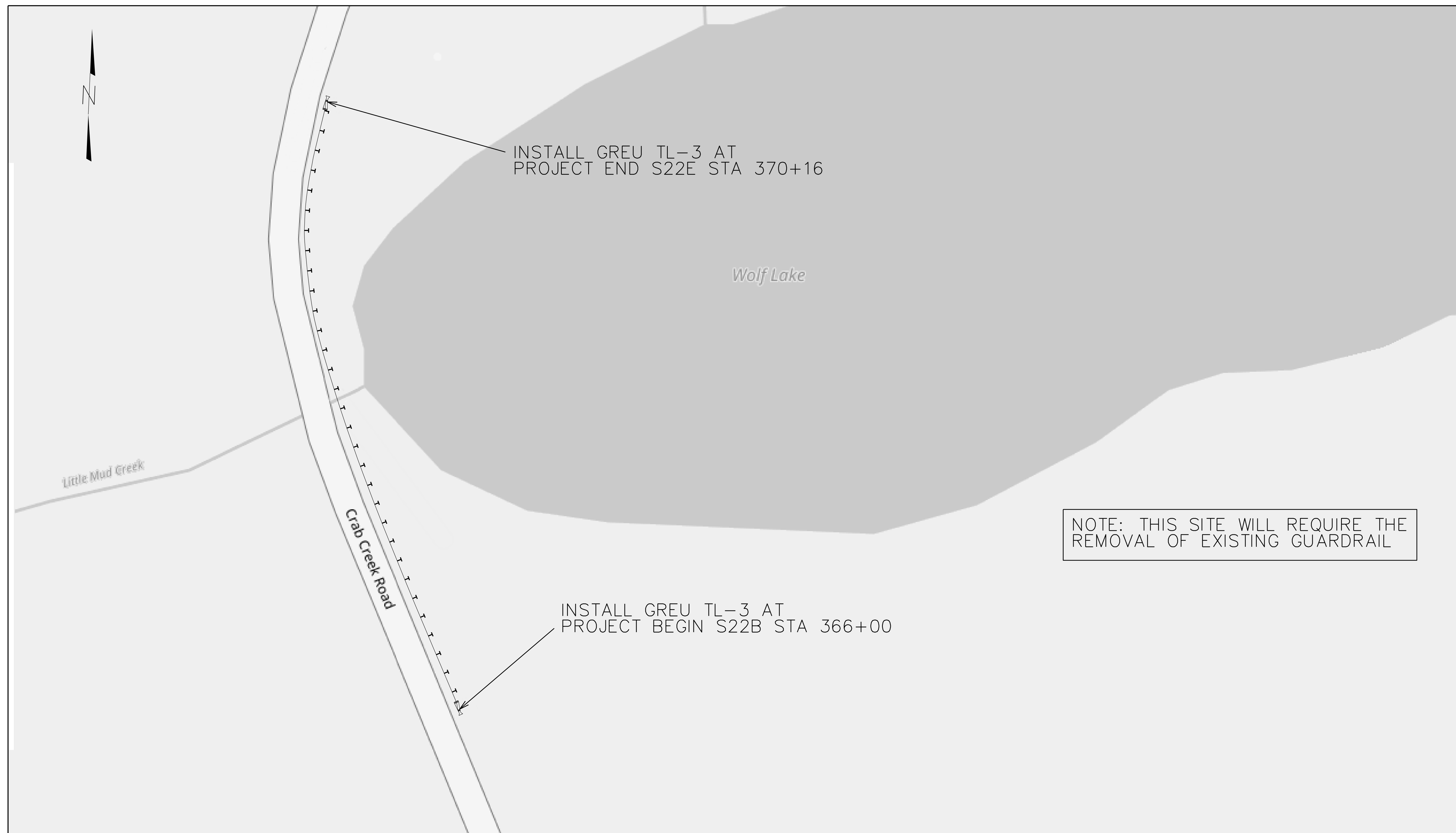
**This electronic collection of documents is provided
for the convenience of the user
and is Not a Certified Document –**

**The documents contained herein were originally issued
and sealed by the individuals whose names and license
numbers appear on each page, on the dates appearing
with their signature on that page.**

**This file or an individual page
shall not be considered a certified document.**

SITE 22

NOT TO SCALE

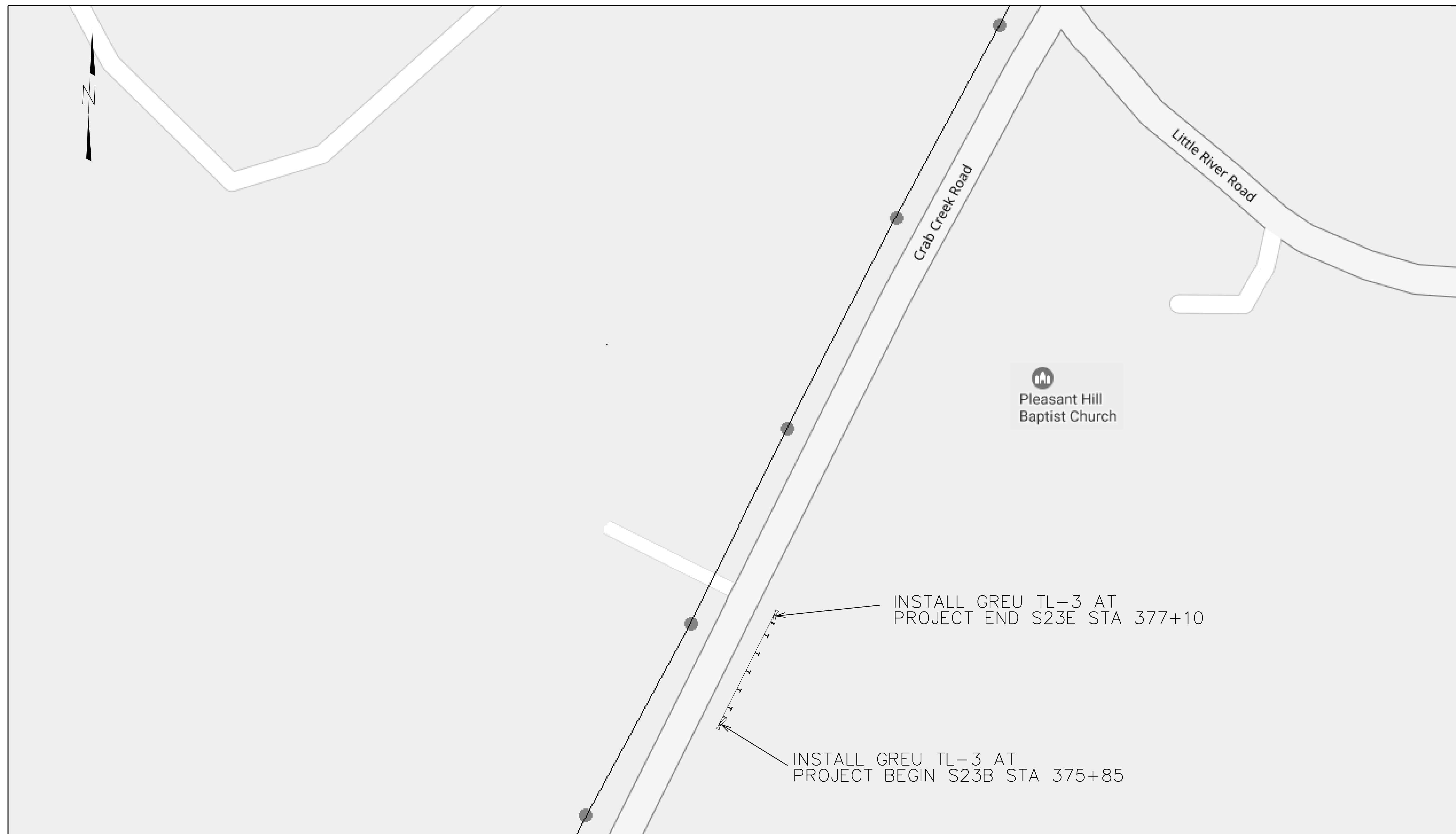


10/03/2017

SITE NO.	BEG. STA.	END STA.	LOCATION	LENGTH				WARRANT POINT		"N" DIST. FROM E.O.L.	TOTAL SHOULDER WIDTH	FLARE LENGTH		W		ANCHORS						IMPACT ATTENUATOR TYPE 350	REMOVE EXISTING GUARDRAIL	REMARKS		
				NUGUARD STRAIGHT	NUGUARD SHOP CURVED	STRAIGHT	SHOP CURVED	APPROACH END	TRAILING END			APPROACH END	TRAILING END	APPROACH END	TRAILING END	GREU TL-3 END UNIT	GREU C.A.T.-1 END UNIT	GREU B-77 END UNIT	GREU B-83 END UNIT	GRAU 350 END UNIT	AT-1 END UNIT				PERMITTED NO.	G
S22	366+00	370+16	RT			325.0										2									275.0	See Guardrail Summary Sheet 3B2

SITE 23

NOT TO SCALE



10/03/2017

SITE NO.	BEG. STA.	END STA.	LOCATION	LENGTH				WARRANT POINT		"N" DIST. FROM E.O.L.	TOTAL SHOULDER WIDTH	FLARE LENGTH		W		ANCHORS						IMPACT ATTENUATOR TYPE 350	REMOVE EXISTING GUARDRAIL	REMARKS			
				NUGUARD STRAIGHT	NUGUARD SHOP CURVED	STRAIGHT	SHOP CURVED	APPROACH END	TRAILING END			APPROACH END	TRAILING END	APPROACH END	TRAILING END	GREU TL-3 END UNIT	GREU C.A.T.-1 END UNIT	GREU B-77 END UNIT	GREU B-83 END UNIT	GRAU 350 END UNIT	AT-1 END UNIT				PERMITTED NO.	G	NG
S23	375+85	377+10	RT			25.0																					See Guardrail Summary Sheet 3B2

SITE 24

NOT TO SCALE



10/03/2017

SITE NO.	BEG. STA.	END STA.	LOCATION	LENGTH				WARRANT POINT		"N" DIST. FROM E.O.L.	TOTAL SHOULDER WIDTH	FLARE LENGTH		W		ANCHORS					IMPACT ATTENUATOR TYPE 350	REMOVE EXISTING GUARDRAIL	REMARKS			
				NUGUARD STRAIGHT	NUGUARD SHOP CURVED	STRAIGHT	SHOP CURVED	APPROACH END	TRAILING END			APPROACH END	TRAILING END	APPROACH END	TRAILING END	GREU TL-3 END UNIT	GREU C.A.T.-1 END UNIT	GREU B-77 END UNIT	GREU B-83 END UNIT	GRAU 350 END UNIT				AT-1 END UNIT	PERMITTED NO.	G
S24	376+35	377+15	LT			12.5	25.0									1	1									See Guardrail Summary Sheet 3B2

SITE 25

NOT TO SCALE



10/03/2017

SITE NO.	BEG. STA.	END STA.	LOCATION	LENGTH				WARRANT POINT		"N" DIST. FROM E.O.L.	TOTAL SHOULDER WIDTH	FLARE LENGTH		W		ANCHORS						IMPACT ATTENUATOR TYPE 350			REMOVE EXISTING GUARDRAIL	REMARKS				
				NUGUARD STRAIGHT	NUGUARD SHOP CURVED	STRAIGHT	SHOP CURVED	APPROACH END	TRAILING END			APPROACH END	TRAILING END	APPROACH END	TRAILING END	GREU TL-3 END UNIT	GREU C.A.T.-1 END UNIT	GREU B-77 END UNIT	GREU B-83 END UNIT	GRAU 350 END UNIT	AT-1 END UNIT	PERMITTED NO.	G	NG						
S25	358+00	360+00	LT			100.0																								See Guardrail Summary Sheet 3B2

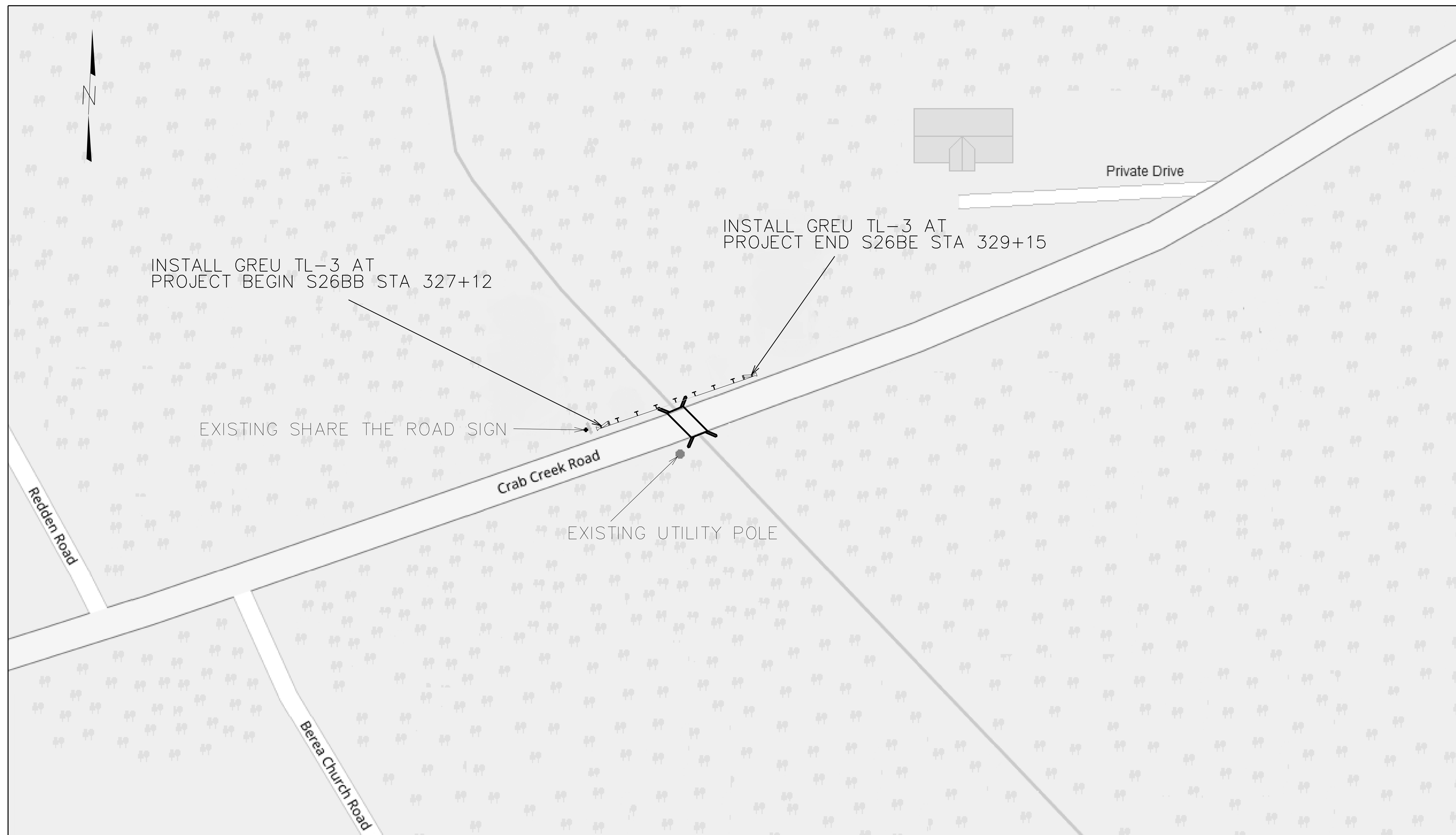


10/03/2017

SITE NO.	BEG. STA.	END STA.	LOCATION	LENGTH				WARRANT POINT		"N" DIST. FROM E.O.L.	TOTAL SHOULDER WIDTH	FLARE LENGTH		W		ANCHORS						IMPACT ATTENUATOR TYPE 350	REMOVE EXISTING GUARDRAIL	REMARKS				
				NUGUARD STRAIGHT	NUGUARD SHOP CURVED	STRAIGHT	SHOP CURVED	APPROACH END	TRAILING END			APPROACH END	TRAILING END	APPROACH END	TRAILING END	GREU TL-3 END UNIT	GREU C.A.T.-1 END UNIT	GREU B-77 END UNIT	GREU B-83 END UNIT	GRAU 350 END UNIT	AT-1 END UNIT				PERMITTED NO.	G	NG	
S26	341+75	343+25	LT			50.0																						See Guardrail Summary Sheet 3B2

SITE 26B

NOT TO SCALE



10/03/2017

SITE NO.	BEG. STA.	END STA.	LOCATION	LENGTH				WARRANT POINT		"N" DIST. FROM E.O.L.	TOTAL SHOULDER WIDTH	FLARE LENGTH		W		ANCHORS					IMPACT ATTENUATOR TYPE 350			REMOVE EXISTING GUARDRAIL	REMARKS		
				NUGUARD STRAIGHT	NUGUARD SHOP CURVED	STRAIGHT	SHOP CURVED	APPROACH END	TRAILING END			APPROACH END	TRAILING END	APPROACH END	TRAILING END	GREU TL-3 END UNIT	GREU C.A.T.-1 END UNIT	GREU B-77 END UNIT	GREU B-83 END UNIT	GRAU 350 END UNIT	AT-1 END UNIT	PERMITTED NO.	G			NG	
S26B	327 + 12	329 + 15	LT			100										2											See Guardrail Summary Sheet 3B2

SITE 27

NOT TO SCALE



10/03/2017

SITE NO.	BEG. STA.	END STA.	LOCATION	LENGTH				WARRANT POINT		"N" DIST. FROM E.O.L.	TOTAL SHOULDER WIDTH	FLARE LENGTH		W		ANCHORS						IMPACT ATTENUATOR TYPE 350			REMOVE EXISTING GUARDRAIL	REMARKS		
				NUGUARD STRAIGHT	NUGUARD SHOP CURVED	STRAIGHT	SHOP CURVED	APPROACH END	TRAILING END			APPROACH END	TRAILING END	APPROACH END	TRAILING END	GREU TL-3 END UNIT	GREU C.A.T.-1 END UNIT	GREU B-77 END UNIT	GREU B-83 END UNIT	GRAU 350 END UNIT	AT-1 END UNIT	PERMITTED NO.	G	NG				
S27	300+99	303+49	LT			150.0																						See Guardrail Summary Sheet 3B2

SITE 28

NOT TO SCALE



10/03/2017

SITE NO.	BEG. STA.	END STA.	LOCATION	LENGTH				WARRANT POINT		"N" DIST. FROM E.O.L.	TOTAL SHOULDER WIDTH	FLARE LENGTH		W		ANCHORS						IMPACT ATTENUATOR TYPE 350			REMOVE EXISTING GUARDRAIL	REMARKS	
				NUGUARD STRAIGHT	NUGUARD SHOP CURVED	STRAIGHT	SHOP CURVED	APPROACH END	TRAILING END			APPROACH END	TRAILING END	APPROACH END	TRAILING END	GREU TL-3 END UNIT	GREU C.A.T.-1 END UNIT	GREU B-77 END UNIT	GREU B-83 END UNIT	GRAU 350 END UNIT	AT-1 END UNIT	PERMITTED NO.	G	NG			
S28	287+42	288+65	LT			50.0	25.0									1	1										See Guardrail Summary Sheet 3B2

SITE 29

NOT TO SCALE



10/03/2017

SITE NO.	BEG. STA.	END STA.	LOCATION	LENGTH				WARRANT POINT		"N" DIST. FROM E.O.L.	TOTAL SHOULDER WIDTH	FLARE LENGTH		W		ANCHORS						IMPACT ATTENUATOR TYPE 350			REMOVE EXISTING GUARDRAIL	REMARKS	
				NUGUARD STRAIGHT	NUGUARD SHOP CURVED	STRAIGHT	SHOP CURVED	APPROACH END	TRAILING END			APPROACH END	TRAILING END	APPROACH END	TRAILING END	GREU TL-3 END UNIT	GREU C.A.T.-1 END UNIT	GREU B-77 END UNIT	GREU B-83 END UNIT	GRAU 350 END UNIT	AT-1 END UNIT	PERMITTED NO.	G	NG			
S29	250+10	251+06	LT			25.0	25.0									1	1										See Guardrail Summary Sheet 3B2

SITE 30

NOT TO SCALE

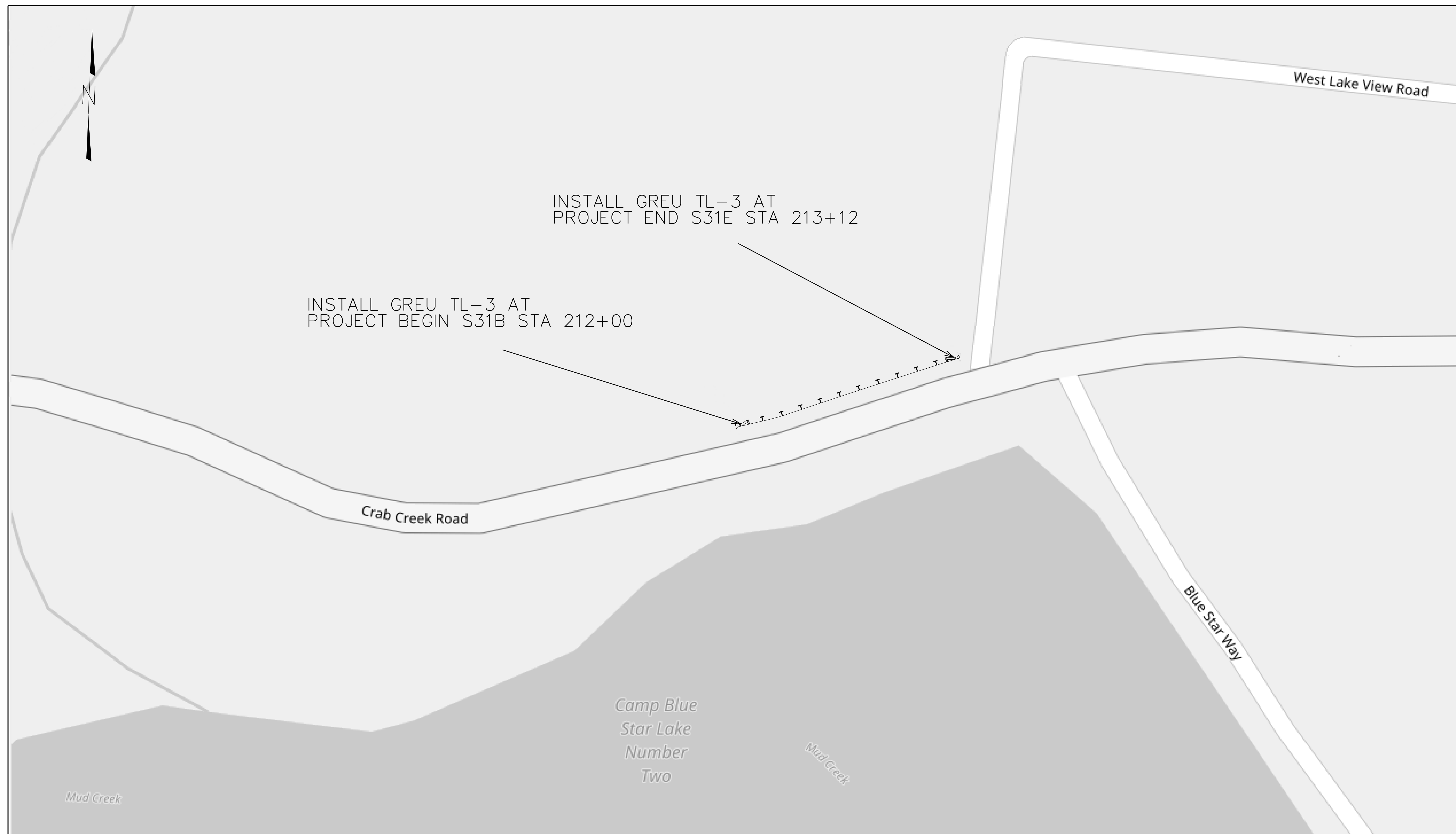


10/03/2017

SITE NO.	BEG. STA.	END STA.	LOCATION	LENGTH				WARRANT POINT		"N" DIST. FROM E.O.L.	TOTAL SHOULDER WIDTH	FLARE LENGTH		W		ANCHORS						PERMITTED			IMPACT ATTENUATOR TYPE 350	REMOVE EXISTING GUARDRAIL	REMARKS	
				NUGUARD STRAIGHT	NUGUARD SHOP CURVED	STRAIGHT	SHOP CURVED	APPROACH END	TRAILING END			APPROACH END	TRAILING END	APPROACH END	TRAILING END	GREU TL-3 END UNIT	GREU C.A.T.-1 END UNIT	GREU B-77 END UNIT	GREU B-83 END UNIT	GRAU 350 END UNIT	AT-1 END UNIT	NO.	G	NG				
S30	231+23	232+40	LT			25.0																						See Guardrail Summary Sheet 3B2

SITE 31

NOT TO SCALE

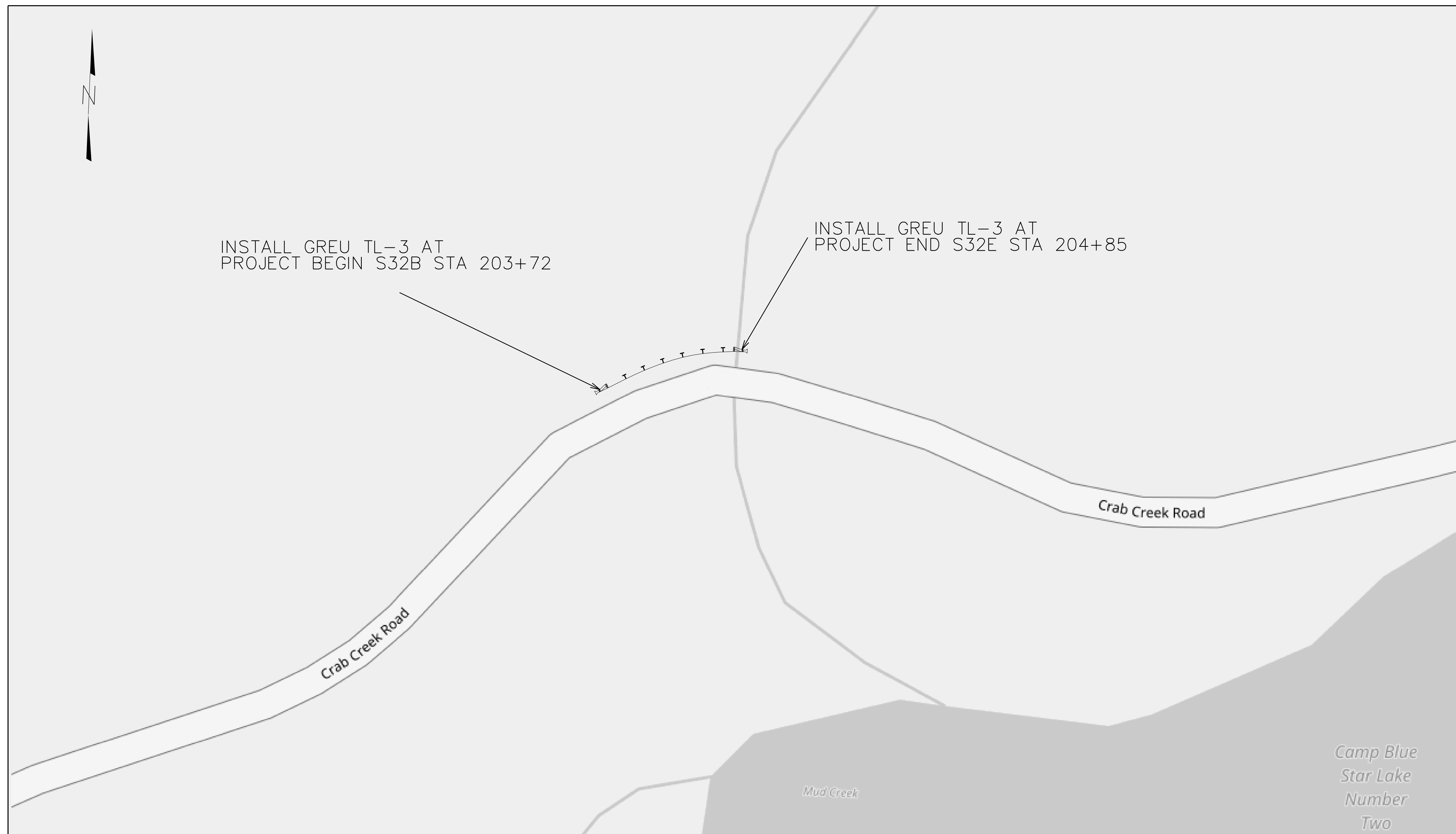


10/03/2017

SITE NO.	BEG. STA.	END STA.	LOCATION	LENGTH				WARRANT POINT		"N" DIST. FROM E.O.L.	TOTAL SHOULDER WIDTH	FLARE LENGTH		W	ANCHORS						PERMITTED			IMPACT ATTENUATOR TYPE 350	REMOVE EXISTING GUARDRAIL	REMARKS		
				NUGUARD STRAIGHT	NUGUARD SHOP CURVED	STRAIGHT	SHOP CURVED	APPROACH END	TRAILING END			APPROACH END	TRAILING END		APPROACH END	TRAILING END	GREU TL-3 END UNIT	GREU C.A.T.-1 END UNIT	GREU B-77 END UNIT	GREU B-83 END UNIT	GRAU 350 END UNIT	AT-1 END UNIT	NO.				G	NG
S31	212+00	213+12	LT			12.5																						See Guardrail Summary Sheet 3B2

SITE 32

NOT TO SCALE

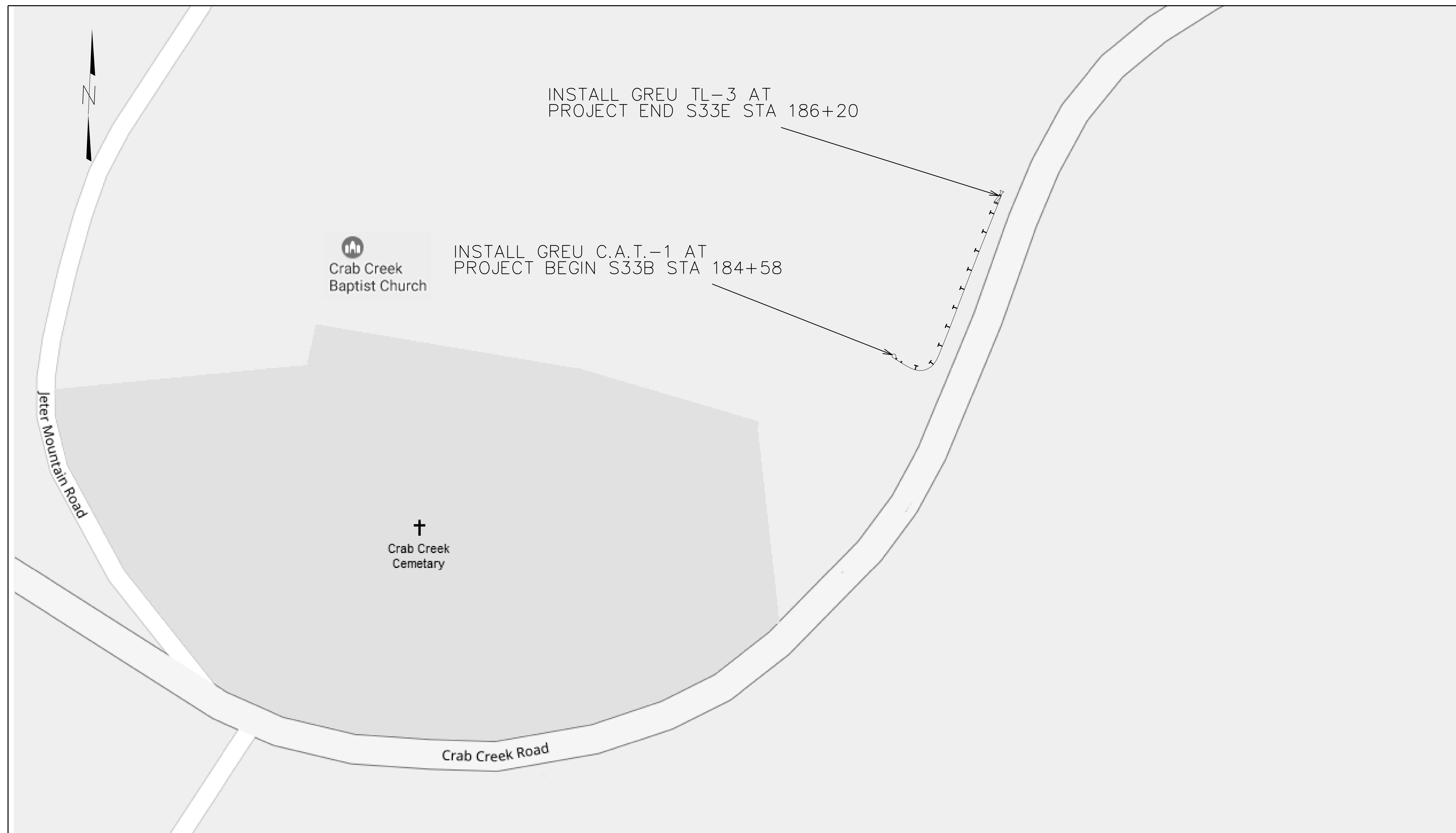


10/03/2017

SITE NO.	BEG. STA.	END STA.	LOCATION	LENGTH				WARRANT POINT		"N" DIST. FROM E.O.L.	TOTAL SHOULDER WIDTH	FLARE LENGTH		W		ANCHORS						PERMITTED NO.	IMPACT ATTENUATOR TYPE 350	REMOVE EXISTING GUARDRAIL	REMARKS	
				NUGUARD STRAIGHT	NUGUARD SHOP CURVED	STRAIGHT	SHOP CURVED	APPROACH END	TRAILING END			APPROACH END	TRAILING END	APPROACH END	TRAILING END	GREU TL-3 END UNIT	GREU C.A.T.-1 END UNIT	GREU B-77 END UNIT	GREU B-83 END UNIT	GRAU 350 END UNIT	AT-1 END UNIT					
S32	203+72	204+85	LT			12.5																				See Guardrail Summary Sheet 3B2

SITE 33

NOT TO SCALE



10/03/2017

SITE NO.	BEG. STA.	END STA.	LOCATION	LENGTH				WARRANT POINT		"N" DIST. FROM E.O.L.	TOTAL SHOULDER WIDTH	FLARE LENGTH		W		ANCHORS						PERMITTED			IMPACT ATTENUATOR TYPE 350	REMOVE EXISTING GUARDRAIL	REMARKS
				NUGUARD STRAIGHT	NUGUARD SHOP CURVED	STRAIGHT	SHOP CURVED	APPROACH END	TRAILING END			APPROACH END	TRAILING END	APPROACH END	TRAILING END	GREU TL-3 END UNIT	GREU C.A.T.-1 END UNIT	GREU B-77 END UNIT	GREU B-83 END UNIT	GRAU 350 END UNIT	AT-1 END UNIT	NO.	G	NG			
S33	184+58	186+20	LT			150.0	25.0									1	1										See Guardrail Summary Sheet 3B2

SITE 34

NOT TO SCALE

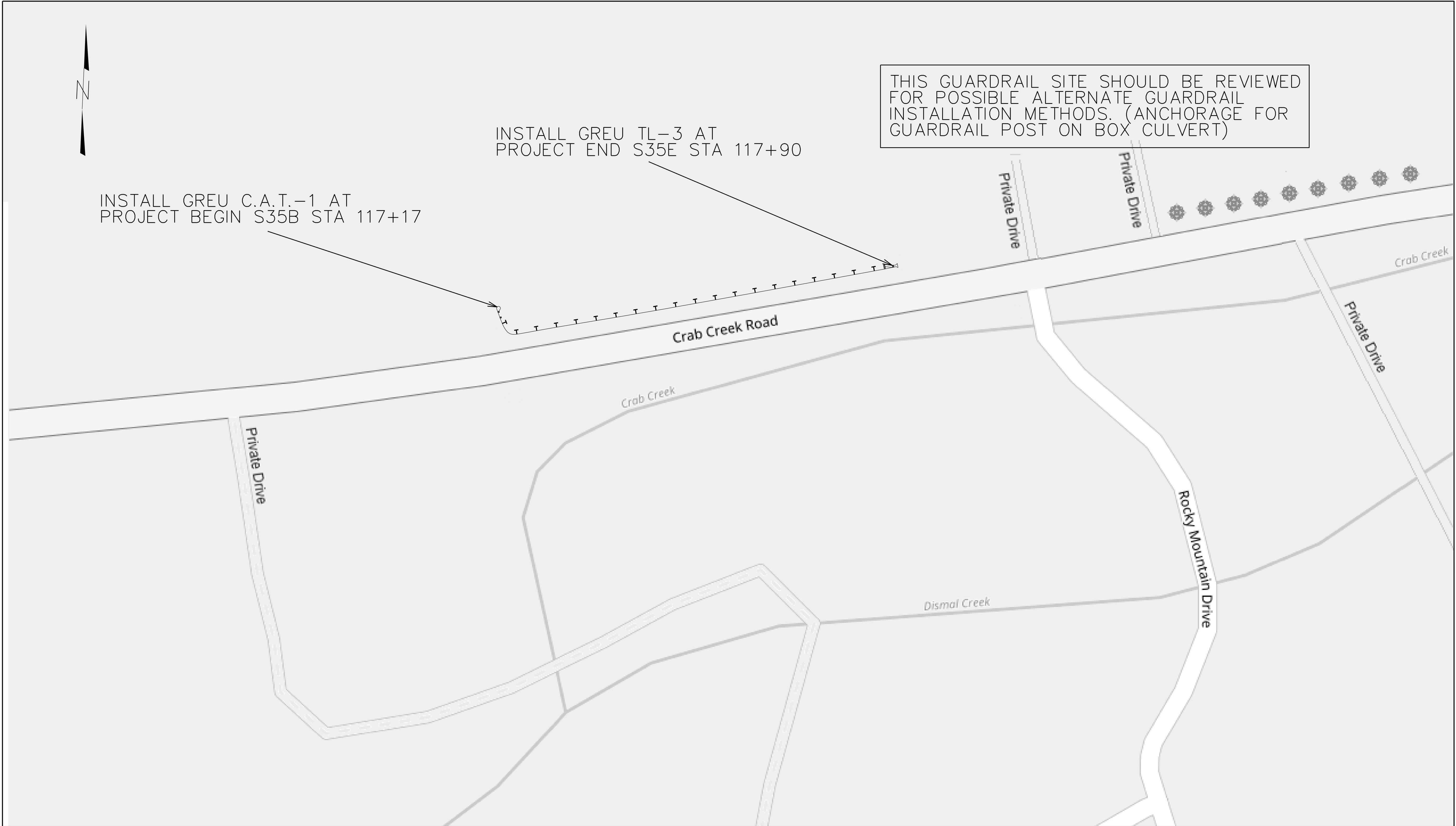


10/03/2017

SITE NO.	BEG. STA.	END STA.	LOCATION	LENGTH				WARRANT POINT		"N" DIST. FROM E.O.L.	TOTAL SHOULDER WIDTH	FLARE LENGTH		W		ANCHORS						PERMITTED			IMPACT ATTENUATOR TYPE 350	REMOVE EXISTING GUARDRAIL	REMARKS
				NUGUARD STRAIGHT	NUGUARD SHOP CURVED	STRAIGHT	SHOP CURVED	APPROACH END	TRAILING END			APPROACH END	TRAILING END	APPROACH END	TRAILING END	GREU TL-3 END UNIT	GREU C.A.T.-1 END UNIT	GREU B-77 END UNIT	GREU B-83 END UNIT	GRAU 350 END UNIT	AT-1 END UNIT	NO.	G	NG			
S34	166+19	167+25	LT			37.5	25.0									1	1										See Guardrail Summary Sheet 3B2

SITE 35

NOT TO SCALE

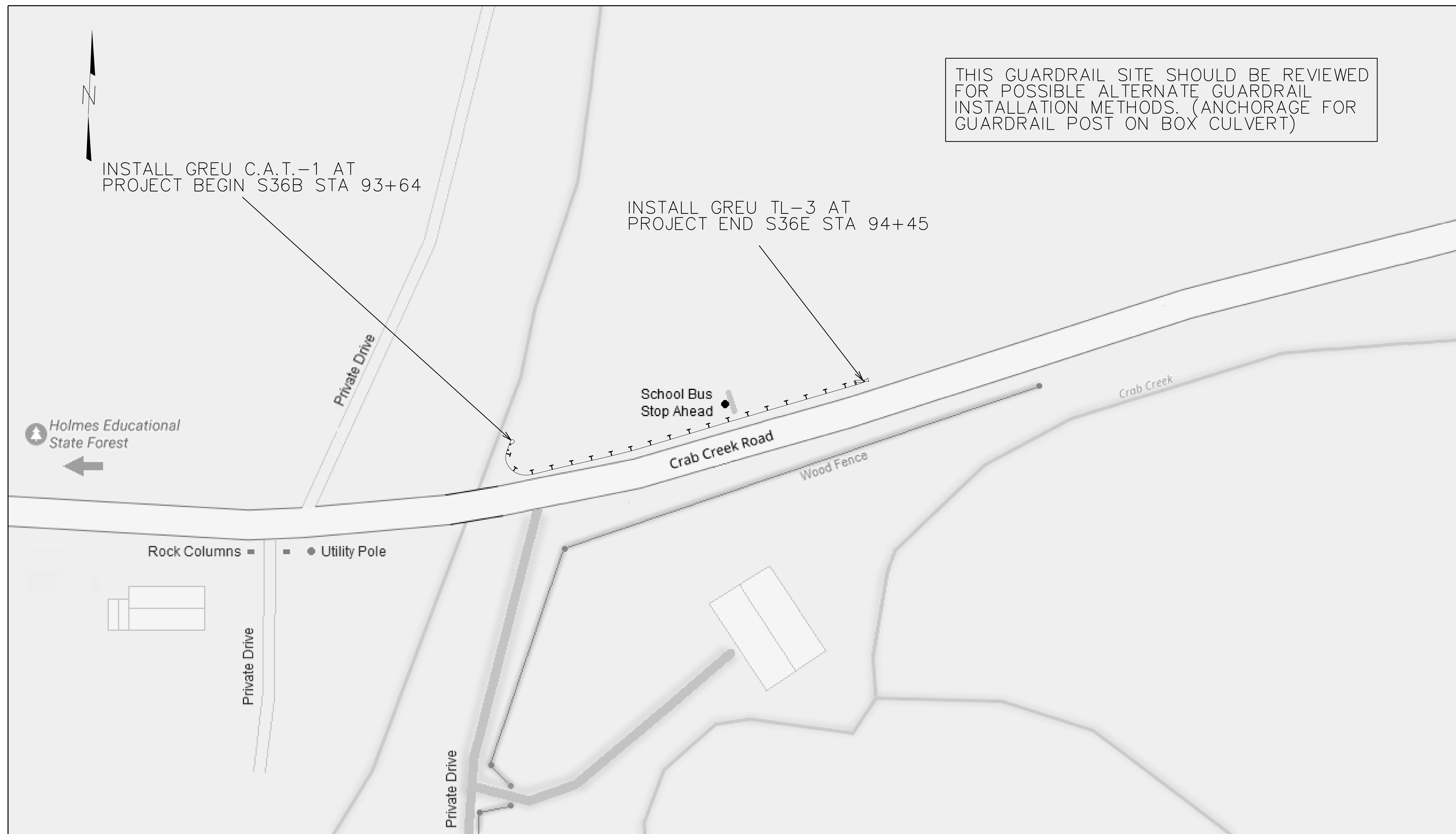


10/03/2017

SITE NO.	BEG. STA.	END STA.	LOCATION	LENGTH				WARRANT POINT		"N" DIST. FROM E.O.L.	TOTAL SHOULDER WIDTH	FLARE LENGTH		W		ANCHORS						IMPACT ATTENUATOR TYPE 350			REMOVE EXISTING GUARDRAIL	REMARKS		
				NUGUARD STRAIGHT	NUGUARD SHOP CURVED	STRAIGHT	SHOP CURVED	APPROACH END	TRAILING END			APPROACH END	TRAILING END	APPROACH END	TRAILING END	GREU TL-3 END UNIT	GREU C.A.T.-1 END UNIT	GREU B-77 END UNIT	GREU B-83 END UNIT	GRAU 350 END UNIT	AT-1 END UNIT	PERMITTED NO.	G	NG				
S35	117+17	117+90	LT			12.5	12.5									1	1											See Guardrail Summary Sheet 3B2

SITE 36

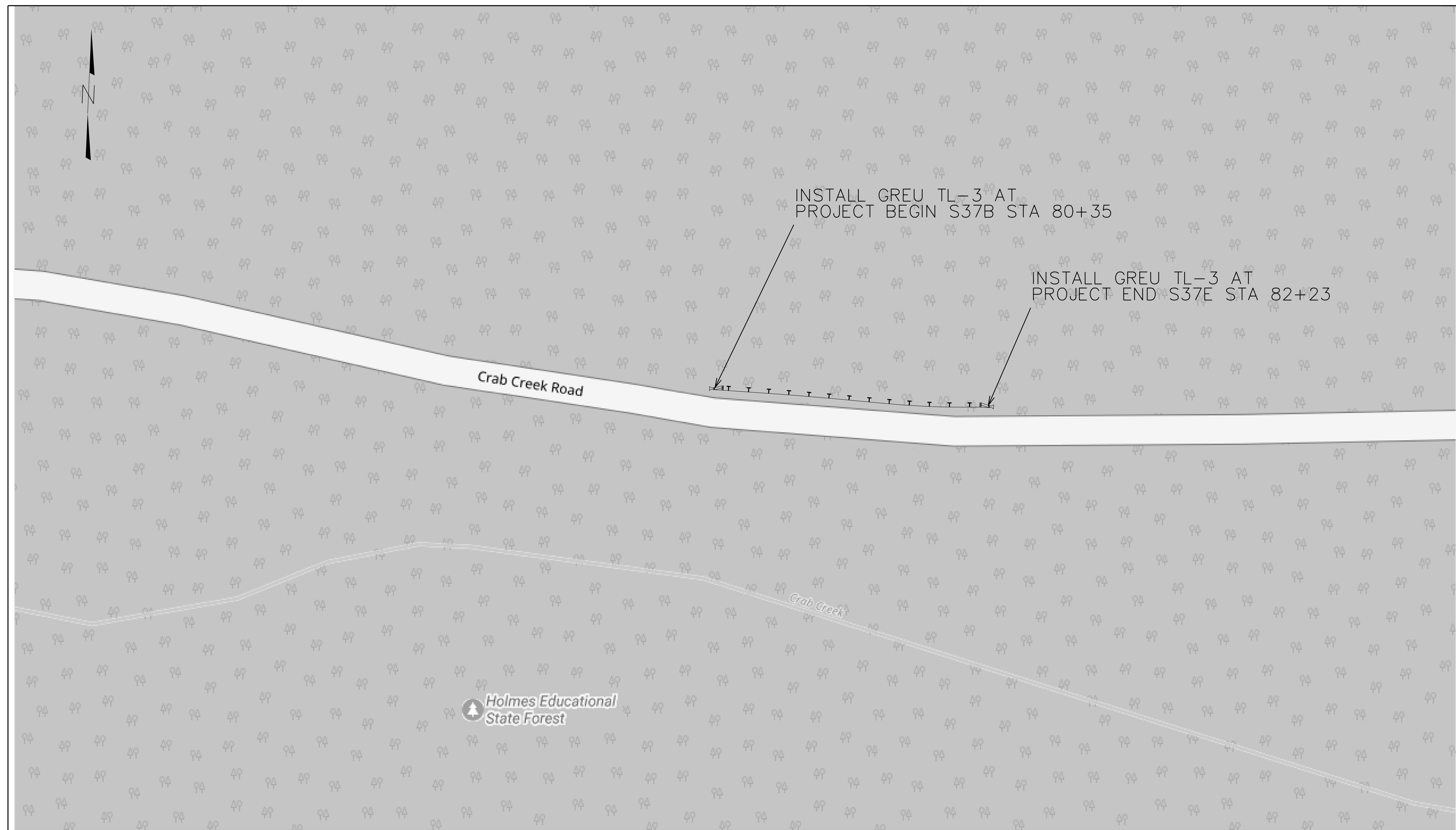
NOT TO SCALE



THIS GUARDRAIL SITE SHOULD BE REVIEWED FOR POSSIBLE ALTERNATE GUARDRAIL INSTALLATION METHODS. (ANCHORAGE FOR GUARDRAIL POST ON BOX CULVERT)

10/03/2017

SITE NO.	BEG. STA.	END STA.	LOCATION	LENGTH				WARRANT POINT		"N" DIST. FROM E.O.L.	TOTAL SHOULDER WIDTH	FLARE LENGTH		W		ANCHORS					IMPACT ATTENUATOR TYPE 350			REMOVE EXISTING GUARDRAIL	REMARKS	
				NUGUARD STRAIGHT	NUGUARD SHOP CURVED	STRAIGHT	SHOP CURVED	APPROACH END	TRAILING END			APPROACH END	TRAILING END	APPROACH END	TRAILING END	GREU TL-3 END UNIT	GREU C.A.T.-1 END UNIT	GREU B-77 END UNIT	GREU B-83 END UNIT	GRAU 350 END UNIT	AT-1 END UNIT	PERMITTED NO.	G			NG
S36	93+64	94+45	LT			12.5	25.0									1	1									See Guardrail Summary Sheet 3B2



10/03/2017

SITE NO.	BEG. STA.	END STA.	LOCATION	LENGTH				WARRANT POINT		"N" DIST. FROM E.O.L.	TOTAL SHOULDER WIDTH	FLARE LENGTH		W	ANCHORS					IMPACT ATTENUATOR TYPE 350			REMOVE EXISTING GUARDRAIL	REMARKS				
				NUGUARD STRAIGHT	NUGUARD SHOP CURVED	STRAIGHT	SHOP CURVED	APPROACH END	TRAILING END			APPROACH END	TRAILING END		APPROACH END	TRAILING END	APPROACH END	TRAILING END	GREU TL-3 END UNIT	GREU C.A.T.-1 END UNIT	GREU B-77 END UNIT	GREU B-83 END UNIT			GRAU 350 END UNIT	AT-1 END UNIT	PERMITTED NO.	G
S37	80+35	82+23	LT			87.5											2											See Guardrail Summary Sheet 3B2

SITE 38

NOT TO SCALE



10/03/2017

SITE NO.	BEG. STA.	END STA.	LOCATION	LENGTH				WARRANT POINT		"N" DIST. FROM E.O.L.	TOTAL SHOULDER WIDTH	FLARE LENGTH		W		ANCHORS					IMPACT ATTENUATOR TYPE 350	REMOVE EXISTING GUARDRAIL	REMARKS			
				NUGUARD STRAIGHT	NUGUARD SHOP CURVED	STRAIGHT	SHOP CURVED	APPROACH END	TRAILING END			APPROACH END	TRAILING END	APPROACH END	TRAILING END	GREU TL-3 END UNIT	GREU C.A.T.-1 END UNIT	GREU B-77 END UNIT	GREU B-83 END UNIT	GRAU 350 END UNIT				AT-1 END UNIT	PERMITTED NO.	G
S38	70+75	72+50	LT			75.0										2										See Guardrail Summary Sheet 3B2

SITE 39

NOT TO SCALE



10/03/2017

SITE NO.	BEG. STA.	END STA.	LOCATION	LENGTH				WARRANT POINT		"N" DIST. FROM E.O.L.	TOTAL SHOULDER WIDTH	FLARE LENGTH		W		ANCHORS						PERMITTED			IMPACT ATTENUATOR TYPE 350	REMOVE EXISTING GUARDRAIL	REMARKS	
				NUGUARD STRAIGHT	NUGUARD SHOP CURVED	STRAIGHT	SHOP CURVED	APPROACH END	TRAILING END			APPROACH END	TRAILING END	APPROACH END	TRAILING END	GREU TL-3 END UNIT	GREU C.A.T.-1 END UNIT	GREU B-77 END UNIT	GREU B-83 END UNIT	GRAU 350 END UNIT	AT-1 END UNIT	NO.	G	NG				
S39	63+74	64+56	LT			12.5	25.0									1	1											See Guardrail Summary Sheet 3B2

SITE 40

NOT TO SCALE



10/03/2017

SITE NO.	BEG. STA.	END STA.	LOCATION	LENGTH				WARRANT POINT		"N" DIST. FROM E.O.L.	TOTAL SHOULDER WIDTH	FLARE LENGTH		W		ANCHORS						IMPACT ATTENUATOR TYPE 350			REMOVE EXISTING GUARDRAIL	REMARKS	
				NUGUARD STRAIGHT	NUGUARD SHOP CURVED	STRAIGHT	SHOP CURVED	APPROACH END	TRAILING END			APPROACH END	TRAILING END	APPROACH END	TRAILING END	GREU TL-3 END UNIT	GREU C.A.T.-1 END UNIT	GREU B-77 END UNIT	GREU B-83 END UNIT	GRAU 350 END UNIT	AT-1 END UNIT	PERMITTED NO.	G	NG			
S40	47+02	49+31	LT	150.0	25.0											1	1										See Guardrail Summary Sheet 3B3

SITE 41

NOT TO SCALE

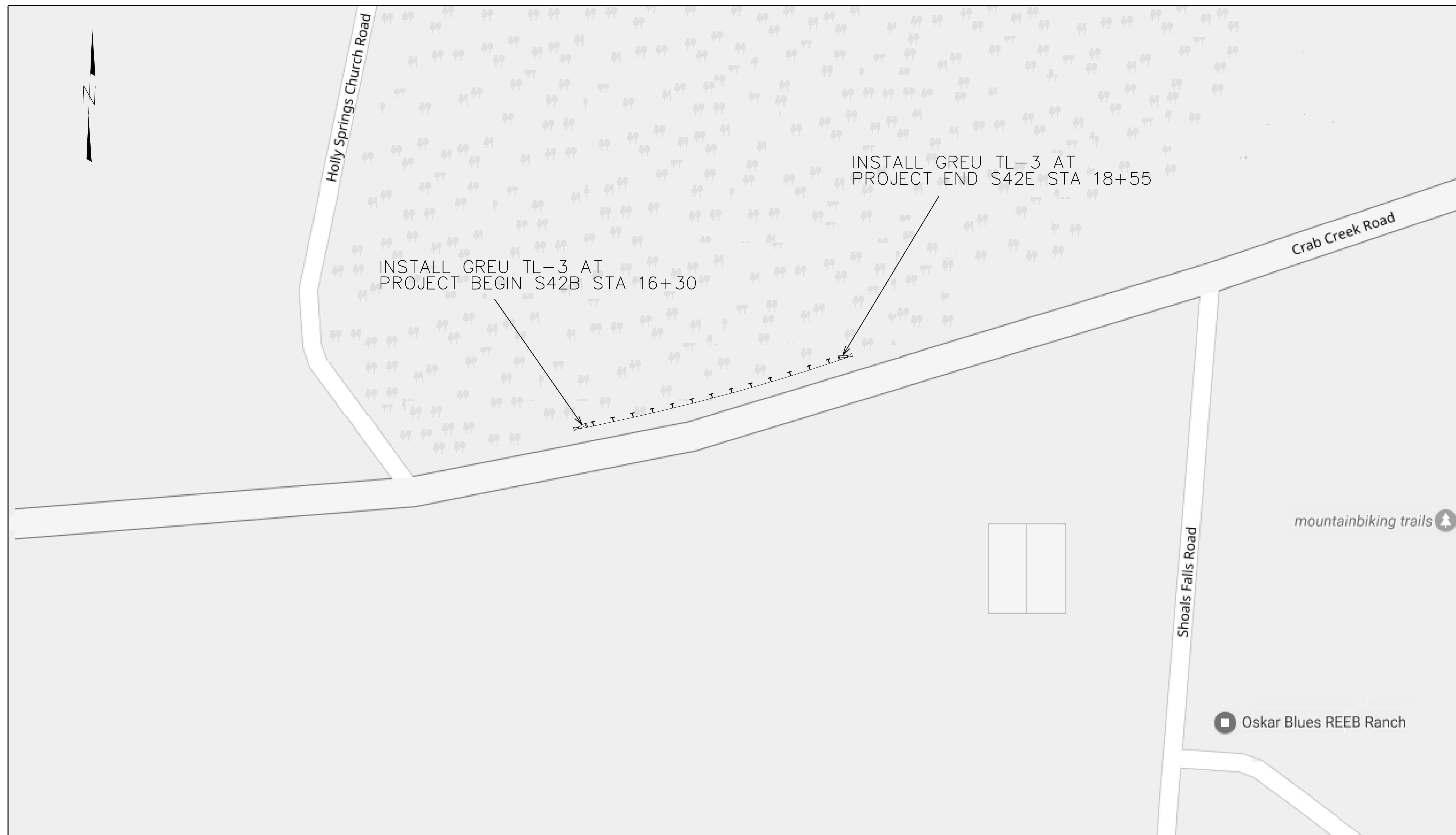


10/03/2017

SITE NO.	BEG. STA.	END STA.	LOCATION	LENGTH				WARRANT POINT		"N" DIST. FROM E.O.L.	TOTAL SHOULDER WIDTH	FLARE LENGTH		W		ANCHORS						PERMITTED			IMPACT ATTENUATOR TYPE 350	REMOVE EXISTING GUARDRAIL	REMARKS
				NUGUARD STRAIGHT	NUGUARD SHOP CURVED	STRAIGHT	SHOP CURVED	APPROACH END	TRAILING END			APPROACH END	TRAILING END	APPROACH END	TRAILING END	GREU TL-3 END UNIT	GREU C.A.T.-1 END UNIT	GREU B-77 END UNIT	GREU B-83 END UNIT	GRAU 350 END UNIT	AT-1 END UNIT	NO.	G	NG			
S41	38+90	39+86	LT			25.0	25.0									1	1										See Guardrail Summary Sheet 3B3

SITE 42

NOT TO SCALE



10/03/2017

SITE NO.	BEG. STA.	END STA.	LOCATION	LENGTH				WARRANT POINT		"N" DIST. FROM E.O.L.	TOTAL SHOULDER WIDTH	FLARE LENGTH		W	ANCHORS						PERMITTED			IMPACT ATTENUATOR TYPE 350	REMOVE EXISTING GUARDRAIL	REMARKS		
				NUGUARD STRAIGHT	NUGUARD SHOP CURVED	STRAIGHT	SHOP CURVED	APPROACH END	TRAILING END			APPROACH END	TRAILING END		APPROACH END	TRAILING END	GREU TL-3 END UNIT	GREU C.A.T.-1 END UNIT	GREU B-77 END UNIT	GREU B-83 END UNIT	GRAU 350 END UNIT	AT-1 END UNIT	NO.				G	NG
S42	16+30	18+55	LT			125.0																						See Guardrail Summary Sheet 3B3